







Train Loyal Companions, LLC

"Unleash Your Potential"

A Dog Detective

A Humane Education Guide Promoting Safety Around Canines.

Written & Hand Illustrated By: Leslie Hudson, CPDT
Certified Professional Dog Trainer



Welcome!



This guide is filled with fun and thoughtful pages designed to help children become canine detectives, understand dog body language and communication, and learn puppy playtime rules and safety games. Inside, readers will explore how to give a dog a bone after a polite greeting and understand how to safely interact with dogs in different situations. Children are naturally curious about canines! Following the tips in this guide will help keep everyone, kids and pups alike, safe, confident, and kind during every interaction.

We encourage parents, caregivers, and guardians to join in, too! Sharing these activities and conversations together helps strengthen and reinforce important safety and communication skills and create meaningful moments that build lifelong confidence. Get started- let's learn, grow, and way our way through this lesson together! Let's learn, grow, and wag our way through this journey – together!



A heartfelt thank you to the families, educators, and children who are helping to create safer, kinder, and more emotionally aware communities!

“Educating the mind without educating the heart is no education at all.”

– Aristotle, Greek philosopher

Please Note

The content provided is intended as a general safety guide and does not guarantee the prevention of injuries, emotional distress, or emergencies. Readers are encouraged to use their best judgment and seek professional guidance when needed.

Usage & Copyright Notice

This guide is available as a free digital resource for humane education and community outreach. It is not for resale or profit. You are welcome to share or reproduce it in its original form for non-commercial use. Feel free to add your own notes, drawings, or reflections to make it truly yours!

Copyright © 2025 Leslie Hudson

All rights reserved.

Remember: It's Cool to Be Kind!

Donate @TrainLoyalCompanions
Your donation directly contributes to the creation, printing, and distribution of these materials, ensuring that humane education remains accessible to all.
Suggested donation >\$5



venmo



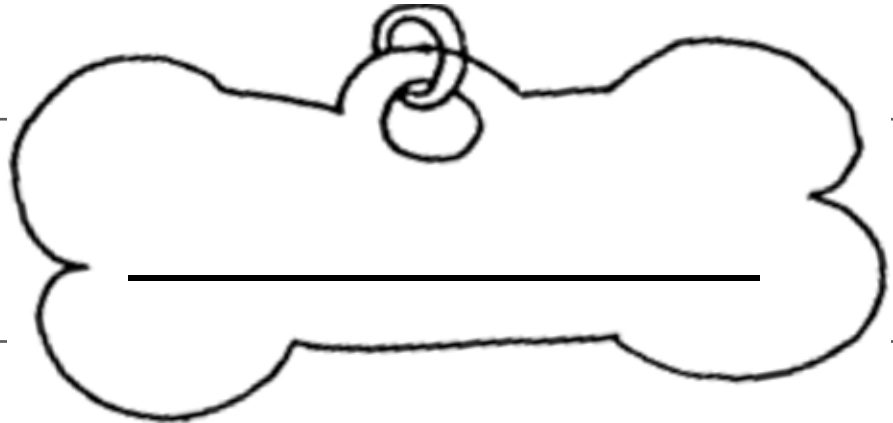
Please note:

This guide is under construction.
Feedback welcome & appreciated.
+ Seeking Publishing Support. Thanks!




This Book Belongs to

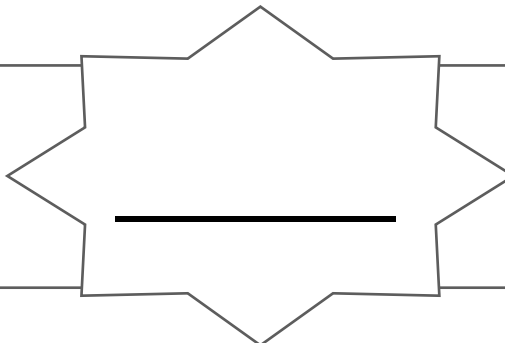
My name is



A drawing or photo of me.



I am



years old.




To Be a Dog Detective

Remember:

Leash, ears, eyes, tail, stance, and muzzle are the clues to solve the puzzle: should I greet this canine puzzle.



Muzzle = mouth
(lips & teeth) + nose



Leash =
Smiling?

Stance = Body standing still?



Greeting Dogs by Body Language


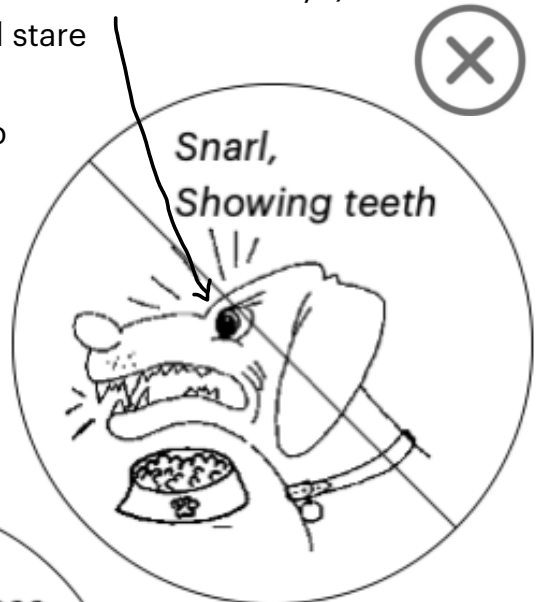
✓ Greet Dogs That Are

- ✓ **Eyes** relaxed, looking forward
- ✓ **Ears** in a natural position
- ✓ **Tail** relaxed down or wagging happily
- ✓ **Muzzle** and lips relaxed, no teeth showing
- ✓ **Quiet and calm** no whining, barking, or jumping
- ✓ **Standing** still, relaxed or sitting
- ✓ **With a person** and listens to or obeys them
- ✓ **On a relaxed leash** and not pulling toward you



✗ Do NOT Greet Dogs That Are


- ✗ **Eyes** wide, worried eyes or whites of their eyes (half-moon or whale eye)
- ✗ **Ears** pinned back or standing forward with a hard stare
- ✗ **Tail** straight up, low, or tucked under
- ✗ **Hair** standing on the back of the neck, hackles up
- ✗ **Muzzle** wrinkled, growling or showing teeth
- ✗ **Barking** or whining, making noise nonstop
- ✗ **Stance** still, stiff, body tense, or jumping
- ✗ **Alone**, behind a fence, or in a car
- ✗ **Pulling on a leash** or leaning in
- ✗ **Eating**, guarding, or caring for puppies



Hackles = Raised Neck Fur




Canine Communication




**Go Meet,
Good to
Greet**

Trusting and Relaxed




**Caution,
Watch &
Go Slow**

Unsure or Nervous



**No - Stop,
Do Not
Greet**

Scared, Upset, or Angry



Remember, it is
rude to stare.

Long looks can be at ears, tail, or toes.



How Dogs Show Trust



Relaxed
Body
Language



Physical
Touch
&
Canine
Kisses



Playful
&

Responsive



⊗ When to Give Pets Space ⊗

Never Greet Dogs That are...




Sleeping,



Eating,

with Puppies,

Behind a Fence, Tied Up,



or in a Car or Carrier.



✓ How to Greet a Dog

Remember L.A.S.T. = Look, Ask, Show, Touch

Look

Look and Ask the Person for Permission

- Look but don't stare at the dog's body language to see if it is friendly.
- Wait slowly, do not run up to greet a dog.



Ask

Ask to Greet the Dog

- Ask the person, "May I please pet your dog?"

Show

Ask the Dog to Greet with a Sniff

- After getting permission, kneel and turn to the side, keeping your face up away from the dog's face.
- Show your closed fist for the dog to sniff. Sniffing is how dogs say "hello" and feel more comfortable around you.



Touch

Gentle Petting

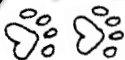
- Once the dog seems comfortable, touch under their chin or on their chest.
- Watch for changes in body language.
- Keep your face away from a dog's.



Walk, Do Not Run

Walk Away

- When ready, walk away from the dog.



Safe or Not Safe to Meet?


Can you circle if a dog is safe or not safe to greet?




Safe or Not



Safe or Not




Safe or Not



Safe or Not



Safe or Not




Safe or Not



Be a Tree for a Jumping Pup

If a Dog Jumps on You,
Be as Still as a Tree



Ignore and
Turn Your Body
and Eyes Away.

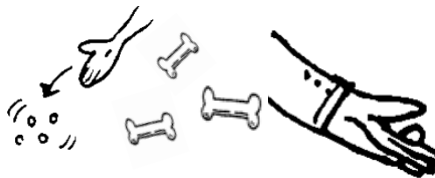
If A Dog Pushes You Down,
Roll into a Rock



How to Give a Dog a Bone

How to Give a Dog a Bone

- Teach your dog to take treats gently with an open hand.
- Say "ouch!" if they grab too hard.
- You can toss treats on the floor, too.



Healthy Hands

- Always wash your hands after playing with or training a dog.
- Scrub under your fingernails to remove any treat crumbs.



Helping Hands

- Helping hands offer kindness to both dogs and people.
- Share what you have learned about greeting dogs with others!



Hand Rules


- Do not use your hands to play rough with a dog.
- Hands should never be used to push, shove or steal from a dog.



Bone Count:

How many dog bones can you find on this page?

Instructions: Connect the dots.





Word Search

Can you find and circle these words?

- BARK**
- BEG**
- CATCH**
- CHEW**
- DIG**
- GROWL**
- PLAY**
- ROLL**
- SCRATCH**
- SHAKE**
- WALK**
- WATER**

R	O	L	L	D	O	S	G
E	K	R	A	B	C	S	W
T	L	H	E	E	H	C	A
A	W	G	C	A	E	R	L
W	O	A	K	T	W	A	K
P	R	E	P	S	A	T	L
L	G	L	N	A	I	C	F
E	A	O	E	I	N	H	G
Y	R	F	I	G	H	T	I
E	E	L	G	G	I	W	D





I Can Stay Safe with Dogs

Use the words below to fill in blanks and make a promise to stay safe with dogs.

ask back chase eating kind leash rock sleeping tree wait

Every time I see a dog, I am doing to stop and _____.

I will only walk up to a new dog if they are on a _____.

Before petting a dog, first I will _____ the dog's owner.

I will always be _____ and gentle with pets and people.

I will pet a dog gently on the chest, side, or _____.

I will not try to pet, play with, or _____ a dog who is loose outside.

I will not touch a dog who is _____ or _____.

If a dog jumps on me or runs up to me, I will not run but instead I will stand very still like a _____.

If I get knocked down by a dog, I will curl up like a _____.

May I please
pet your dog?



THE END





Certificate of Completion

Presented to

Your Name

Has successfully completed this guide and knows how to be

A Dog Detective

Date of Completion



I Am A
Proud Dog
Detective!



Review Us On
Google



High Five.
Thank You for Training!

